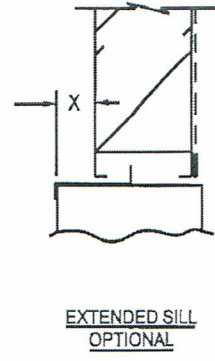
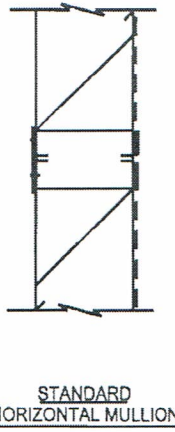

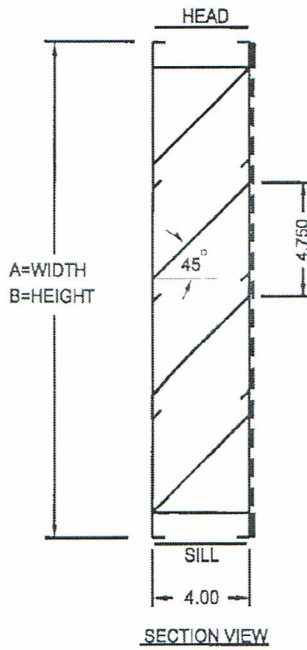


# AIRWAVE LOUVERS

Manufactured by Romla Ventilator Company

Model S445 - Galvanized Steel  
4" Deep, 45° Fixed Type Blade



**ROMLA VENTILATOR CO.**  
9668 Heinrich Hertz Drive • Unit D  
San Diego, California 92154  
Ph (619) 946-1224 Fax (619) 946-1227

**OPTIONS:**  
16 GAUGE GALV. CONSTRUCTION  
SCREENS: INSECT SCREEN  
FINISH: PRIME COAT  
          BAKED ENAMEL  
          OTHER \_\_\_\_\_  
SILL EXTENSIONS  
1-1/2" FLANGE FRAME

**STANDARD SPECIFICATIONS**

FRAME: 4" DEEP CHANNEL, 18 GAUGE GALVANIZED STEEL.

BLADES: 18 GAUGE GALVANIZED STEEL.

FINISH: MILL WITH TOUCH UP ON WELDS.

SCREEN: 1/2" REMOVABLE GALVANIZED STEEL BIRDSCREEN, LOCATED ON INTERIOR.

% FREE AREA - 48 X 48 LOUVER 51.34%

MAXIMUM PANEL SIZE: 96" X 96"

MINIMUM PANEL SIZE: 12" X 12"

TAG	QTY	"A" WIDE OPENING	"B" HIGH OPENING	NO. OF PANELS	OPTIONS	COMMENTS

\* "A" (WIDTH) AND "B" (HEIGHT) ARE OPENING SIZES. LOUVERS ARE MADE 1/4" UNDERSIZE

<b>PROJECT:</b> <b>LOCATION:</b> <b>SUBMITTED BY:</b> <b>DATE:</b>	<b>CONTRACTOR:</b> <b>ENGINEER:</b> <b>APPROVED BY:</b> <b>DATE:</b>
---	---

All specifications are subject to change without notice unless approved in submittal by Romla Ventilator Company