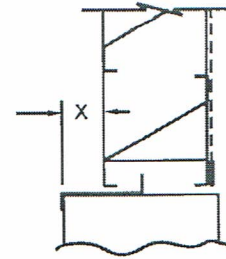
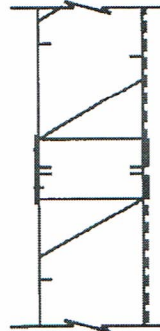


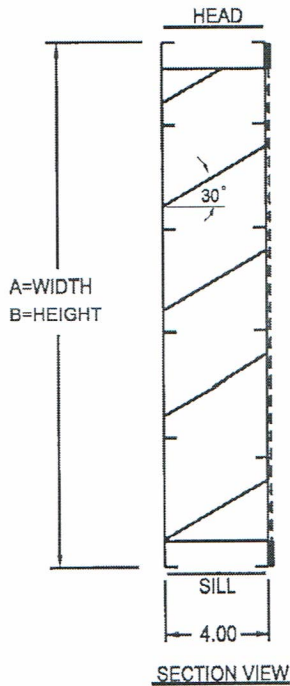


AIRWAVE LOUVERS

Manufactured by Romla Ventilator Company

Model S430 - Galvanized Steel
4" Deep, 30° Fixed Type Blade



ROMLA VENTILATOR CO.
9668 Heinrich Hertz Drive • Unit D
San Diego, California 92154
Ph (619) 946-1224 Fax (619) 946-1227

OPTIONS:
16 GAUGE GALV. CONSTRUCTION
SCREENS: INSECT SCREEN
FINISH: PRIME COAT
BAKED ENAMEL
OTHER _____
SILL EXTENSIONS
1-1/2" FLANGE FRAME

STANDARD SPECIFICATIONS

FRAME: 4" DEEP CHANNEL, 18 GAUGE GALVANIZED STEEL.
BLADES: 18 GAUGE GALVANIZED STEEL.
FINISH: MILL WITH TOUCH UP ON WELDS.
SCREEN: 1/2" REMOVABLE GALVANIZED STEEL BIRDSCREEN, LOCATED ON INTERIOR.
% FREE AREA - 48 X 48 LOUVER 59.00%
MAXIMUM PANEL SIZE: 96" X 96"
MINIMUM PANEL SIZE: 12" X 12"

TAG	QTY	"A" WIDE OPENING	"B" HIGH OPENING	NO. OF PANELS	OPTIONS	COMMENTS

* "A" (WIDTH) AND "B" (HEIGHT) ARE OPENING SIZES. LOUVERS ARE MADE 1/4" UNDERSIZE

PROJECT: LOCATION: SUBMITTED BY: DATE:	CONTRACTOR: ENGINEER: APPROVED BY: DATE:
---	---