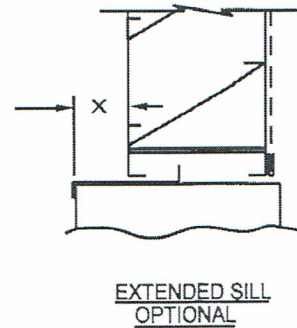
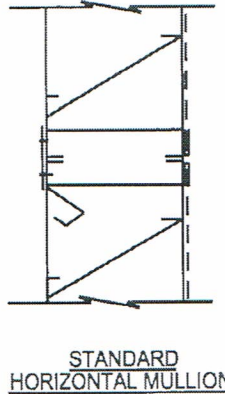
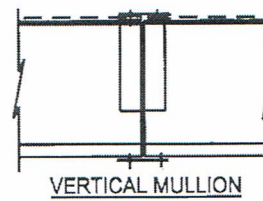
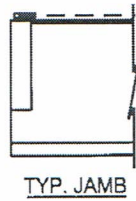
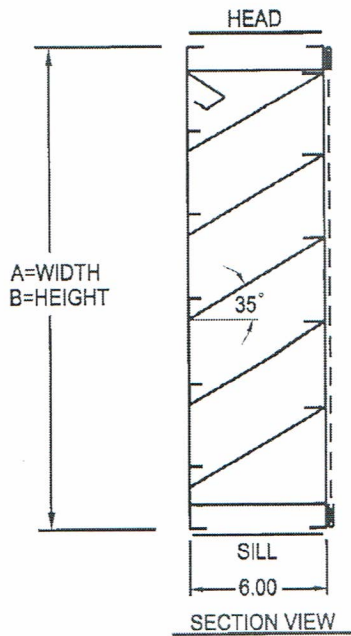


AIRWAVE LOUVERS

Manufactured by Romla Ventilator Company

Model D635 - Aluminum Construction,
6" Deep, 35° Drainable Fixed Blade



ROMLA VENTILATOR CO.
9668 Heinrich Hertz Drive • Unit D
San Diego, California 92154
Ph (619) 946-1224 Fax (619) 946-1227

OPTIONS:
SCREENS: INSECT SCREEN
FINISH: PRIME COAT
BAKED ENAMEL
OTHER _____
SILL EXTENSIONS
1-1/2" FLANGE FRAME

STANDARD SPECIFICATIONS

FRAME: 6" DEEP CHANNEL, .080 THICK ALUMINUM
BLADES: .080 ALUMINUM
FINISH: MILL FINISH
SCREEN: 1/2" REMOVABLE ALUMINUM BIRDSCREEN, LOCATED ON INTERIOR.

% FREE AREA - 48 X 48 LOUVER 56.66%

MAXIMUM PANEL SIZE: 96" X 96"
MINIMUM PANEL SIZE: 12" X 12"

TAG	QTY	"A" WIDE OPENING	"B" HIGH OPENING	NO. OF PANELS	OPTIONS	COMMENTS

* "A" (WIDTH) AND "B" (HEIGHT) ARE OPENING SIZES. LOUVERS ARE MADE 1/4" UNDERSIZE

PROJECT:
LOCATION:
SUBMITTED BY:
DATE:

CONTRACTOR:
ENGINEER:
APPROVED BY:
DATE: