



Industrial and Commercial Ventilation Equipment



DOCK FANS

RTC | R-DF-18 | R-DF-14

HIGH-SPEED DOCK FANS

Generate Air Speeds 3 - 4 Times Greater than a Conventional Industrial Fan

Romlair is the home of the *Romulator*, the powerful, economical dock fan that creates high-speed airflow inside of any dry box truck trailer. The interior of a trailer can get extremely hot while it is docked. Loading and unloading at these high levels of heat can seriously affect the health and performance of the personnel working inside them. These high-speed fans are installed in the dock curtain to inject fresh air along the top of the dry box, forcing the hot air to exit at the floor level of the box and reduce the heat that is enclosed.

MODELS

R-DF-18


Dock fan recommended for semi-trailer type dry boxes up to 53 ft long.

R-DF-14

Dock fan recommended for semi-trailer type dry boxes up to 26ft long.

VENTAJAS

- Forces the release of smoke and odors generated by a forklift.
- Minimal obstruction in the curtain, so a forklift and personnel can maneuver easily.
- Helps reduce heat inside the dry box, avoiding damage to the health of personnel.
- High-velocity air flow creates a cooling effect, increasing staff productivity while loading and unloading merchandise.



The *Romulator* High-speed Dock fan pushes cool, fresh air, deep into the trailer.

On the other hand, conventional fans produce low speed airflow with rapid dissipation and tend to trap hot air within the trailer. Additionally, commercial fans can get in the way and be easily damaged.

CONVENTIONAL FAN





R-DF-18

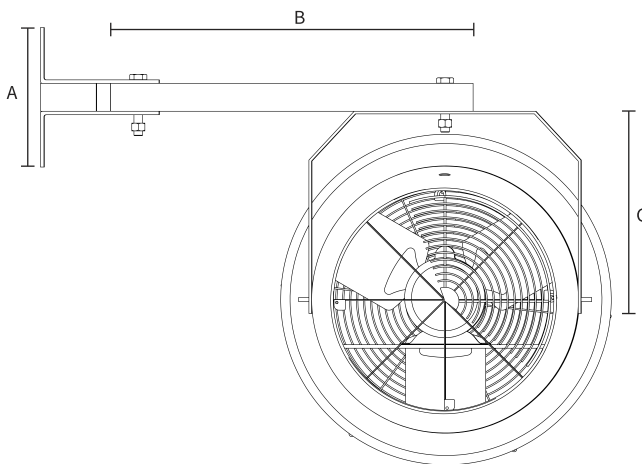
MOTOR

- 1/2 HP Direct Drive Motor
- Voltage Options:
 - 1 Phase 115/230V, 6.20/3.10 AMPS
 - 1 Phase 277V, 3.55 AMPS
 - 3 Phase 230/460V, 2.2/1.1 AMPS
- 1725 RPM

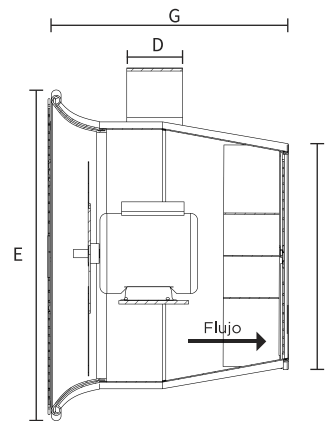
CONSTRUCTION

- 18" Diameter Propeller
- Galvanized Sheet Housing
- Safety Yellow Finish
- OSHA Protections
- 12 FT of Cable with Plug (115V Only)
- 1 year warranty

DIMENSIONS



DISCHARGE VIEW



SIDE VIEW

MODEL	CFM	THROW	A	B	C	D	E	F	G	WEIGHT
R-DF-18	3700	75 FT	10"	26"	14"	4"	24"	16"	17"	86 LBS

R-DF-14

MOTOR

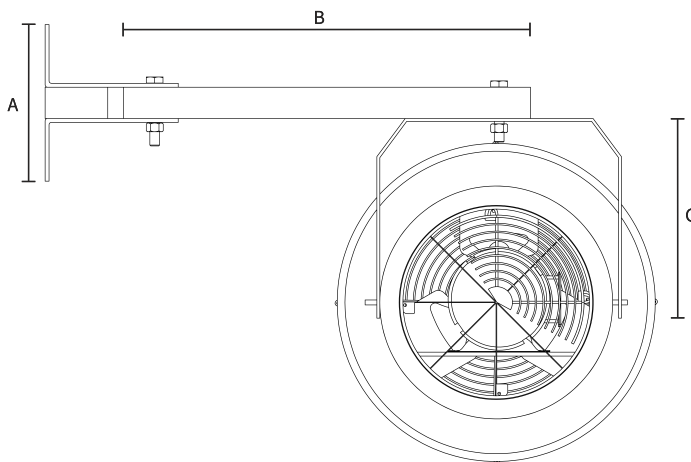
- 1/4 HP Direct Drive Motor
- Voltage Options:
 - 1 Phase 115/230V, 5.4/2.7 AMPS
 - 1 Phase 277V, 2.1 AMPS
 - 3 Phase 230/460V, 1.4/0.7 AMPS
- 1725 RPM

CONSTRUCTION

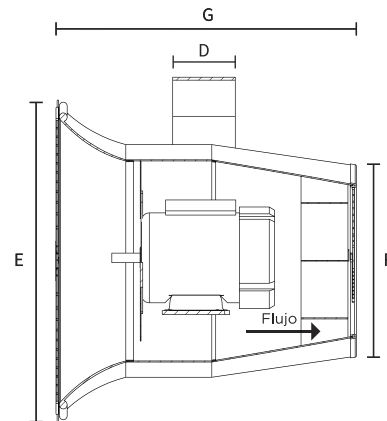
- 14" Diameter Propeller
- Galvanized Sheet Housing
- Safety Yellow Finish
- Protections according to OSHA
- 12 FT of Cable with Plug (115V Only)
- 1 year warranty



DIMENSIONS



DISCHARGE VIEW



SIDE VIEW

MODEL	CFM	THROW	A	B	C	D	E	F	G	WEIGHT
R-DF-14	2500	55 FT	10"	26"	13"	4"	20"	12"	18.5"	71 LBS

RTC

MOTOR

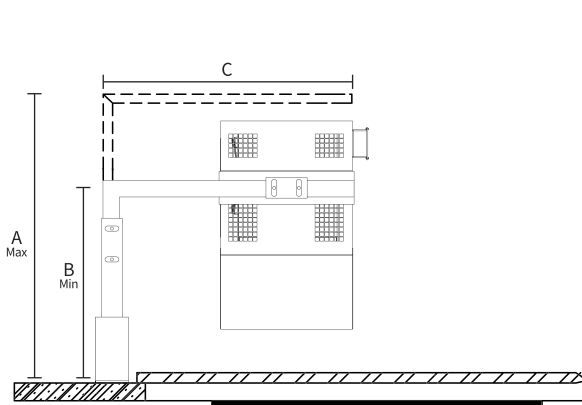
- 3/4 HP Direct Drive Motor
- Voltage Options:
 - 1 Phase 115V, 10.20 AMPS
 - 1 Phase 208/230V, 5.4/5.4 AMPS
 - 1 Phase 277V, 5 AMPS
 - 3 Phase 230/460V, 2.8/1.4 AMPS
- 1075 RPM

CONSTRUCTION

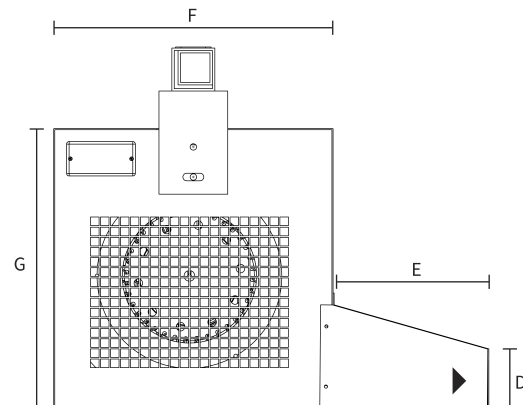
- Galvanized Sheet Centrifugal Blower
- Galvanized Sheet Housing
- Safety Yellow Finish
- Protections according to OSHA
- 12 FT of Cable with Plug (115V Only)
- 1 year warranty



DIMENSIONS



DISCHARGE VIEW



SIDE VIEW

MODEL	CFM	THROW	A	B	C	D	E	F	G	WEIGHT
RTC	3100	55 FT	33"	22"	30.5"	3.5"	5"	16"	16"	137 LBS